




Here's the reader for the Anilam scale. Note the spring wire that holds the head.



Here's the spring with it's ball and socket.



Looking inside the slot, you can see the square plate that reads the glass scale. Somebody pointed out to me the raised brown plastic buffers that ride on the glass scale. They're on the bottom of the slot and just next to the square reading head.



The reader from the side.





The scale that it goes into. I don't see the name Anilam anywhere on the aluminum part, but The "A" Anilam logo is seen in the metal of the head in the first photo.



Here's how the reader is fitted to the scale. I'm just holding it in place with my hand.

